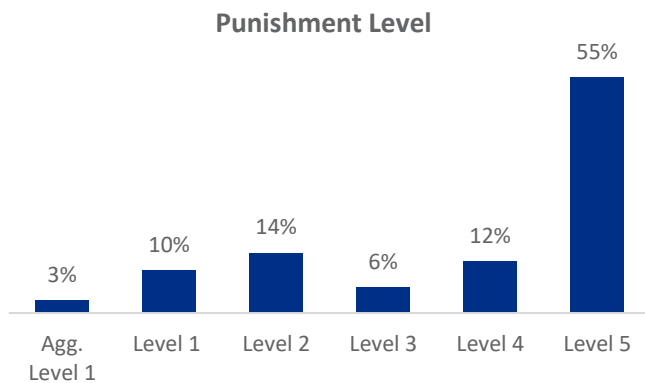


FISCAL YEAR 2020

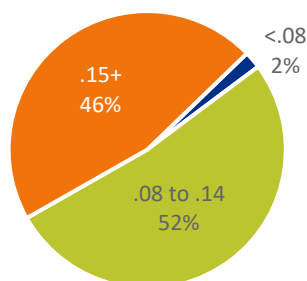
- ⇒ There were 20,414 sentences imposed for DWI convictions in FY 2020, fewer than in previous years due to the postponement of certain court proceedings in response to the COVID-19 pandemic.
- ⇒ The majority of DWI convictions were in Level 5 (55%).
- ⇒ Most offenders convicted of DWI were sentenced to probation (93%).



Offender Characteristics

- Most DWI offenders were male (75%).
- 56% of offenders were White, 29% were Black, 10% were Hispanic, and 5% were Other.
- The average age at offense was 37 years old.
- Of offenders with a BAC recorded (75%), almost half had a BAC of .15 or more (46%).

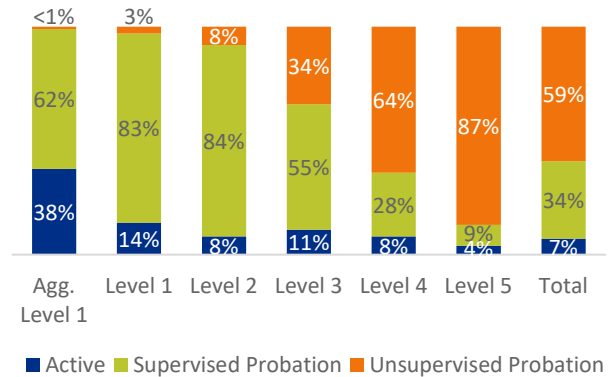
Blood Alcohol Content (BAC)



Punishment

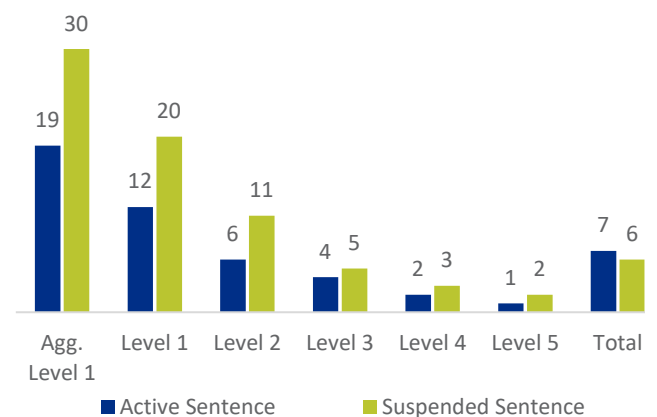
- 7% of DWI convictions resulted in an active sentence, 34% resulted in supervised probation, and 59% resulted in unsupervised probation.
- Aggravated Level 1 had the highest percentage of active sentences (38%); Level 5 had the highest percentage of unsupervised probation sentences (87%).

Type of Sentence Imposed by Punishment Level



- Aggravated Level 1 offenders had the longest active sentences (19 months).
- For all punishment levels, the average active sentence length was approximately half of the statutory maximum.

Average Sentence Imposed (Months) by Punishment Level



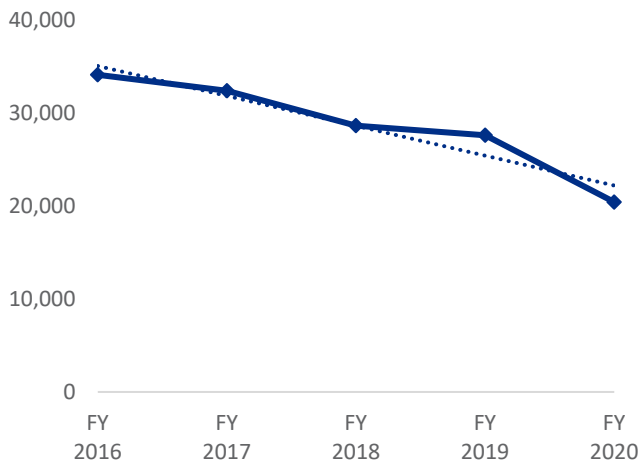
- Probation was imposed for 18,928 DWI convictions; unsupervised probation was imposed for nearly two-thirds (64%) of all probation sentences.
- The average probation sentence was 18 months for supervised and 13 months for unsupervised probation.
- Special probation was ordered for 31% of probation sentences, most frequently for Level 1 offenders.
- Fines were imposed for 86% of probation sentences with an average fine of \$215.

QUICK FACTS: DWI CONVICTIONS

FISCAL YEAR 2016 – FISCAL YEAR 2020

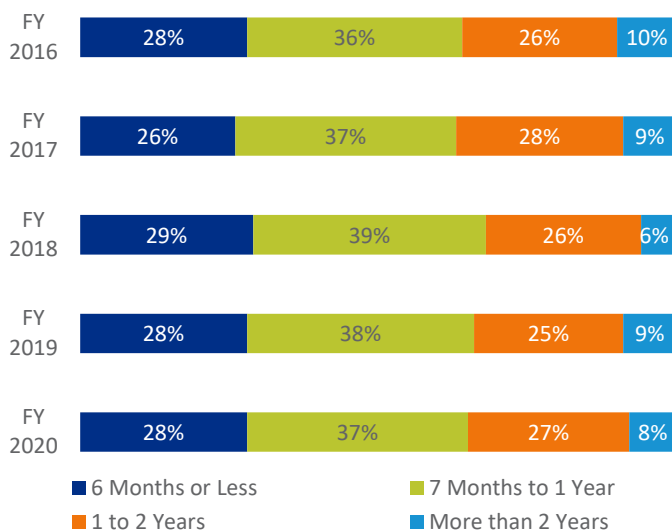
DWI convictions have been declining since FY 2016 (from 34,092 to 20,414 in FY 2020); the largest decline occurred from FY 2019 to FY 2020 (26%) due to the postponement of certain court proceedings in response to the COVID-19 pandemic.

DWI Convictions



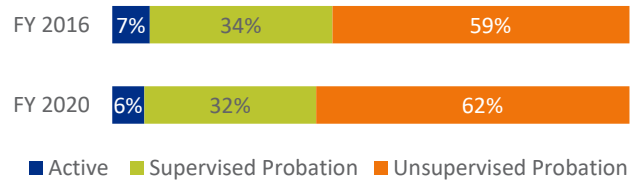
Time to sentencing remained stable from FY 2016 to FY 2020. Over a quarter of DWI cases were disposed within 6 months or less, ranging from 26% to 29% of convictions per year. Around 90% were disposed within 2 years or less. The median time to sentencing was similar across years, ranging from 9 to 10 months.

Time to Sentencing



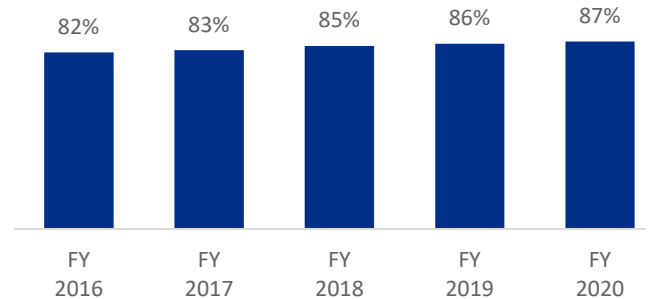
The distribution of DWI convictions by punishment type was similar in FY 2016 and FY 2020; over half of convictions were for Level 5 offenses, ranging from 55% to 58% of convictions per year. The largest proportion of offenders received an unsupervised probation sentence.

Type of Punishment



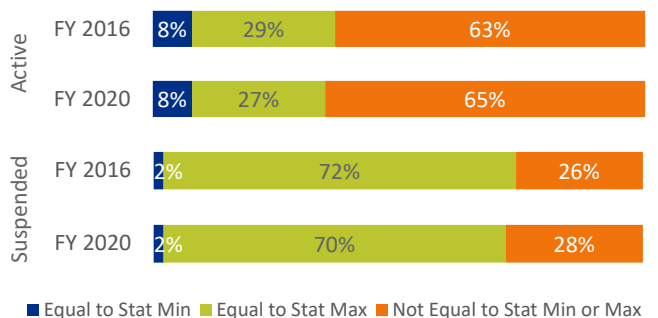
The percentage of cases disposed by guilty pleas has been increasing (87% in FY 2020 compared to 82% in FY 2016).

Dispositions by Guilty Pleas



Relative to the statutory minimum and maximums, sentences imposed were similar in FY 2016 and FY 2020. Across all years, the average sentence lengths for suspended sentences were nearly equal to the statutory maximum.

Sentence Length Relative to the Statutory Minimum and Maximum Sentences



SOURCE: NC Sentencing and Policy Advisory Commission, FY 2016 – FY 2020 DWI Statistical Report Data

NC Sentencing and Policy Advisory Commission
PO Box 2448 | Raleigh, NC 27602
(919) 890-1470

The Honorable Charlie Brown, Chairman
Michelle Hall, Executive Director

For the NC Sentencing and Policy Advisory Commission's *DWI Statistical Report* and all other publications, see the Commission's website: www.NCSPAC.org.