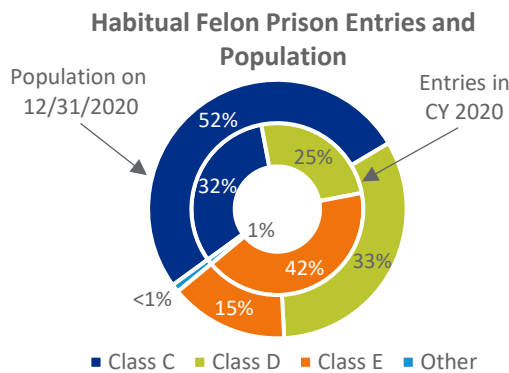


CALENDAR YEAR 2020

- ⇒ The Justice Reinvestment Act, enacted in 2011, made significant changes to North Carolina’s criminal justice system from sentencing to corrections.
- ⇒ In CY 2020, convictions and correctional populations decreased because of changes in certain court operations and correctional policies in response to the COVID-19 pandemic.

Sentencing Practices

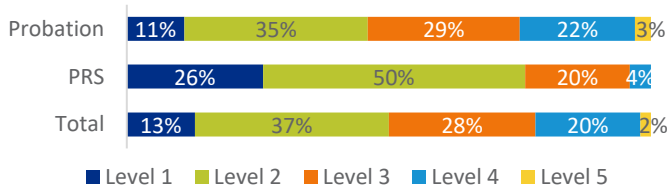
- There were 87 felony habitual breaking and entering and 122 Advanced Supervised Release prison entries.
- There were 813 habitual felon prison entries; most were sentenced in Class E (42%).



Community Supervision

- Of the 81,387 offenders under community supervision on December 31, most were assessed as either moderate risk or moderate need (34% and 38% respectively).
- More post-release supervisees were supervised in Level 1 (most restrictive level) compared to probationers.

Assessed Community Corrections Population

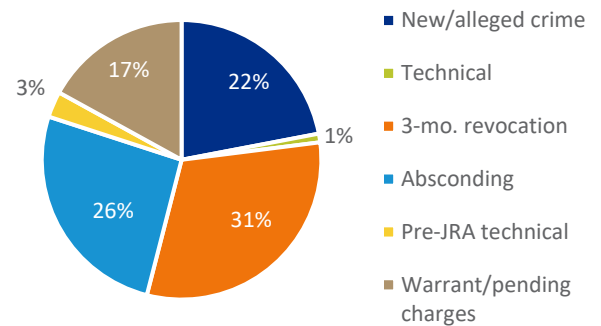


- 1,183 quick dips were ordered; the majority (55%) were for misdemeanants.
- Of the 1,910 CRV dispositions, most (39%) were for offenders in Supervision Level 2.

Incarceration and Reentry

- Most of those entering PRS (73%) were in Classes F-I.
- The largest proportion of Class B1-E and Class F-I offenders exiting PRS were in Supervision Level 2 (42% and 45% respectively).
- Little variation was found when examining revocation rates by supervision level for Class B1-E and Class F-I offenders on PRS.

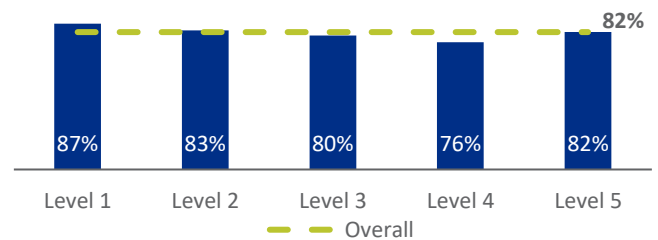
Felony Entries to Prison for PRS Violations



Outcomes (1-Year Follow-Up from CY 2019)

- Regardless of supervision level, a high rate of probationers had a subsequent violation following a quick dip.

Violations Following a Quick Dip Confinement



- Almost half (46%) of the 3,245 CRV dispositions in CY 2019 had a subsequent violation within one year.

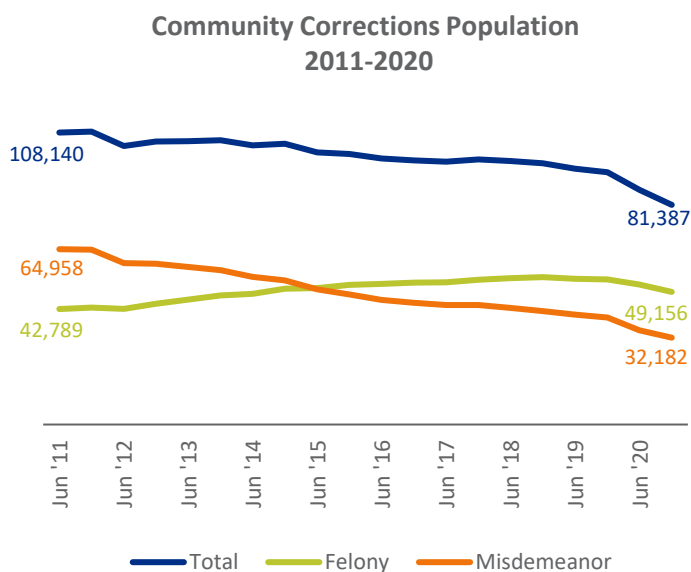
Outcomes Following CRV Dispositions

1-Year Outcome	Felons	Misd.	Total
On Supervision	50%	40%	48%
CRV & Terminate	26%	30%	27%
Terminal CRV	17%	25%	19%
Revocation	7%	5%	6%

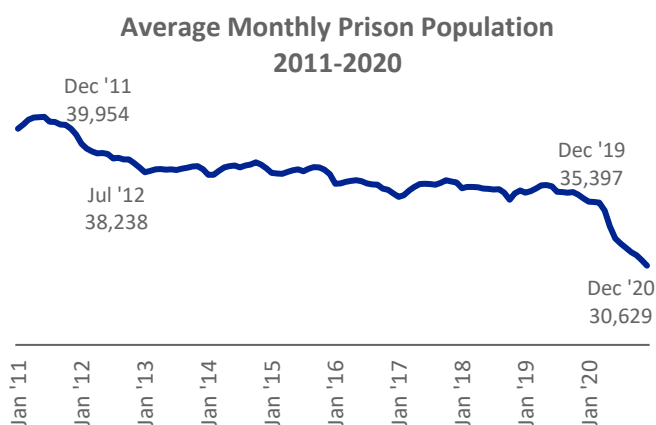
QUICK FACTS: JUSTICE REINVESTMENT

CALENDAR YEARS 2011-2020

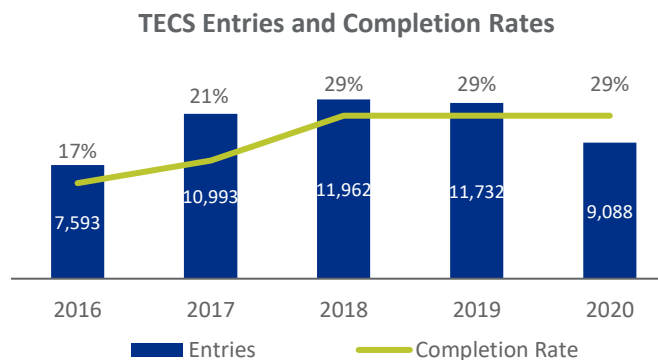
The overall community corrections population has declined 25% since December 2011. Much of this decline was attributable to declines in the misdemeanor population; however, the population declined 13% over the past year due to the pandemic. With the exception of 2020, the felony community corrections population has generally increased since 2011 as a result of the expansion of PRS.



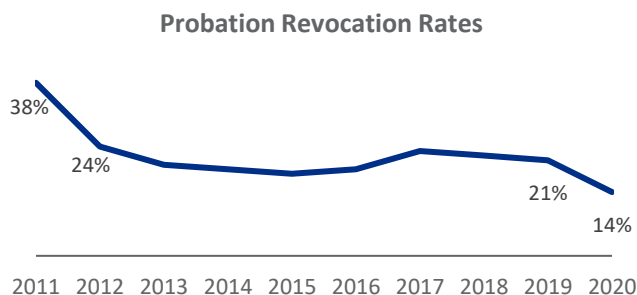
The prison population declined from 39,954 in December 2011 to 30,629 in December 2020, an overall decrease of 23%. The population had stabilized at 2005 levels prior to the pandemic, with a decrease of 13% from December 2019.



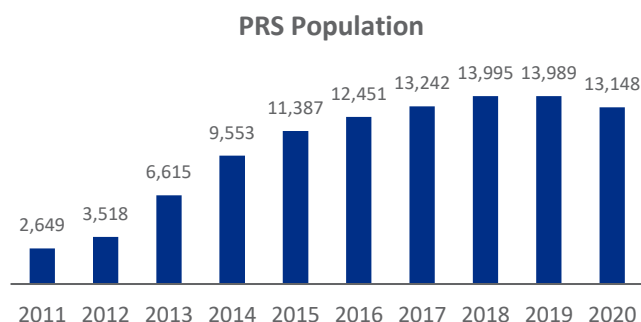
TECS completion rates remained the same over the past three years, with over two-thirds of offenders not completing their TECS programs. Completion rates were highest for participants in Supervision Level 5 (55%).



The overall probation revocation rate has decreased substantially since 2011. Revocation rates were highest for probationers in Supervision Level 1.



The PRS population has increased dramatically since 2011 due to the addition of PRS for Class F-I felons exiting prison.



Note: Overall prison entries for CY 2018 - CY 2020 are affected by the number of inmates in county jails waiting for transfer to the state prison system. On December 31, 2020, there were 657 inmates backlogged in county jails.

SOURCE: NC Sentencing and Policy Advisory Commission, 2011-2020 Justice Reinvestment Act Implementation Evaluation Report Data

NC Sentencing and Policy Advisory Commission
 PO Box 2448 | Raleigh, NC 27602
 (919) 890-1470

The Honorable Charlie Brown, Chairman
Michelle Hall, Executive Director

For the NC Sentencing and Policy Advisory Commission's *Justice Reinvestment Act Implementation Evaluation Report 2021* and all other publications, see the Commission's website: www.NCSPAC.org.