

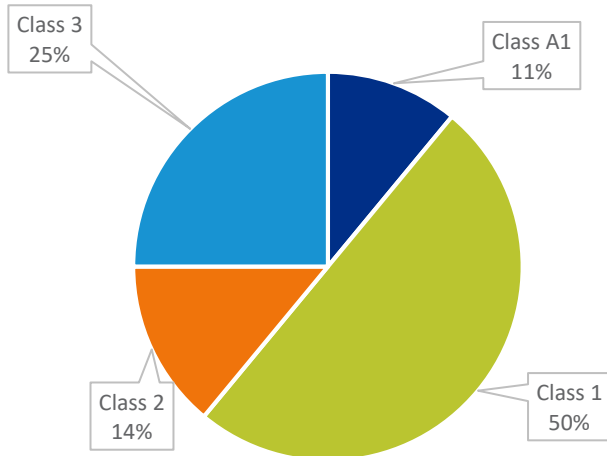
# QUICK FACTS: MISDEMEANOR CONVICTIONS

JANUARY 2019

## FISCAL YEAR 2018

- ⇒ During FY 2018, 92,855 sentences for misdemeanor convictions were imposed under Structured Sentencing.
- ⇒ Half of those misdemeanor convictions were for Class 1 offenses.
- ⇒ Most misdemeanor convictions were for either a public order offense (32%) or a property offense (29%).
- ⇒ 32% of convictions resulted in an Active punishment.

**Offense Class Distribution**



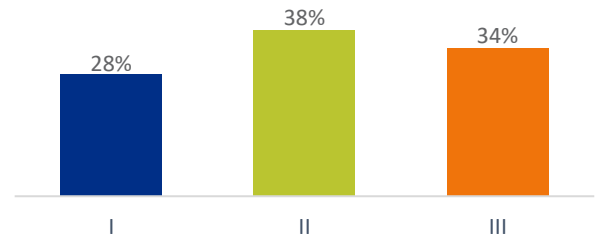
**Convictions by Type of Offense**

Type of Offense	N	%
Person	10,979	12
Property	26,100	29
Drug	24,246	27
Public Order	29,333	32

### Offender Characteristics

- The majority of misdemeanor offenders were male (73%).
- 52% of offenders were White, 41% were Black, 3% were Hispanic, 2% were Native American, and 2% were Other.
- The average age of offenders was 34.
- 28% of convictions were for offenders in Prior Conviction Level I (i.e., offenders with no prior convictions).

**Prior Conviction Level Distribution**



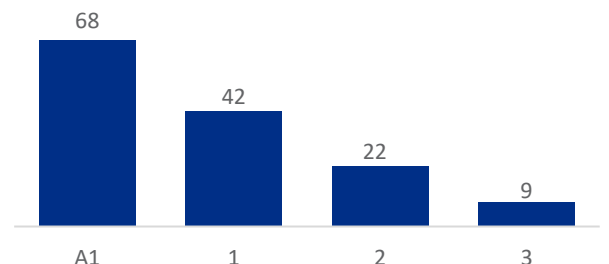
**Top 5 Misdemeanor Convictions**

Offense	Class	N
Larceny of Property	1	14,009
Possess Marijuana	3	7,474
Possess Drug Paraphernalia	1	6,945
DWLR for Impaired Driving	1	5,400
Resisting Public Officer	2	4,774

### Punishment

- 32% of misdemeanor convictions resulted in an Active punishment, 3% resulted in an Intermediate punishment, and 65% resulted in a Community punishment.
- Convictions for Class A1 and Class 2 misdemeanors accounted for the highest percentages of Active sentences imposed relative to other offense classes (37% and 39% respectively).
- The average Active sentence length was 36 days.
- 86% of offenders with Active sentences received credit for time served.

**Average Active Sentence by Offense Class (in Days)**

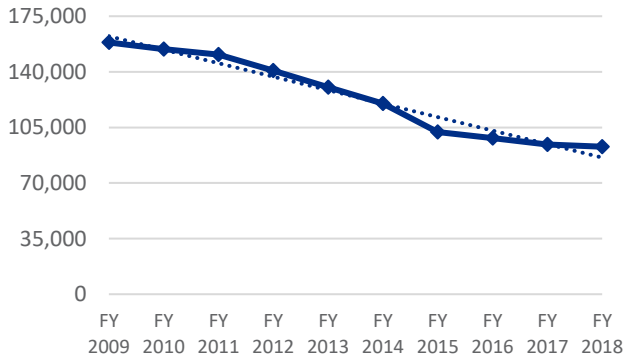


# QUICK FACTS: MISDEMEANOR CONVICTIONS

FISCAL YEAR 2009 – FISCAL YEAR 2018

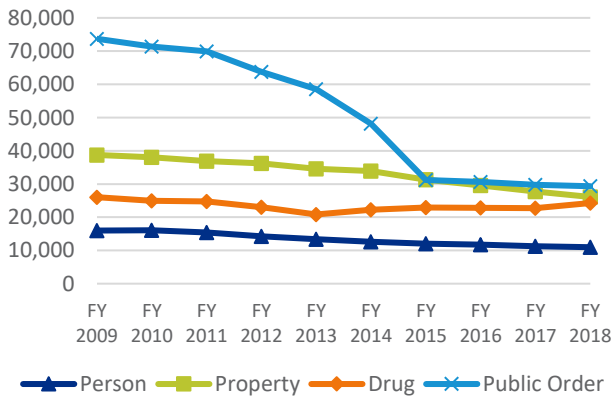
Over the past ten years, misdemeanor convictions have decreased 41%. The largest decrease in misdemeanor convictions occurred from FY 2014 to FY 2015 (15%) and can be attributed to the 2013 reclassification of several misdemeanor offenses to lower classes or infractions. In FY 2018, misdemeanor convictions decreased 1%.

**Total Misdemeanor Convictions**



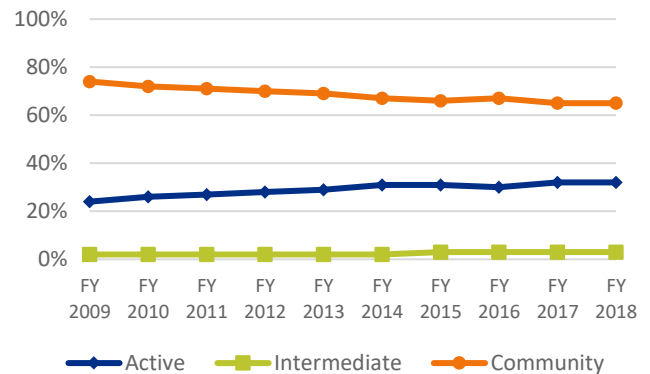
Public order and property crimes have comprised the majority of all misdemeanor convictions over the past ten years, with combined totals ranging between 61% and 73%. After declining 35% from FY 2014 to FY 2015 (due to the 2013 reclassification described above), public order convictions stabilized beginning in FY 2016.

**Misdemeanor Convictions by Type of Offense**



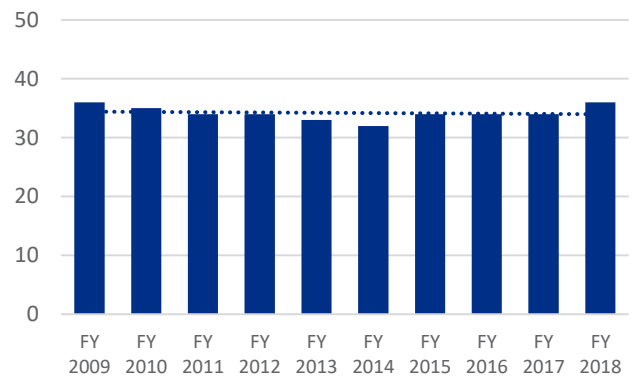
In the last decade, Active punishments have generally increased while Community punishments have generally decreased; Intermediate punishments have remained stable between 2% and 3% of misdemeanor convictions. Increases in Active punishments appear to be due to increased use of the statutory provision that allows the court to impose an Active punishment equal to or less than the time the offender has spent in confinement pretrial.

**Misdemeanor Convictions by Type of Punishment**



The average Active sentence imposed for all misdemeanor convictions has been relatively stable over the past ten years, ranging from a low of 32 days (FY 2014) to a high of 36 days (FY 2009 and FY 2018).

**Average Active Sentence (in Days)**



Note: The following categories of misdemeanor convictions are excluded: driving while impaired offenses; cases disposed of by a magistrate; Class 2 and 3 criminal traffic offenses; and local ordinance offenses. Also, figures in this publication generally exclude misdemeanor convictions that did not fit within the appropriate cell in the Misdemeanor Punishment Chart.

SOURCE: NC Sentencing and Policy Advisory Commission, FY 2009 – FY 2018 Statistical Report Data

**NC Sentencing and Policy Advisory Commission**  
 PO Box 2448 | Raleigh, NC 27602  
 (919) 890-1470

**The Honorable Charlie Brown, Chairman**  
**Michelle Hall, Executive Director**

For the NC Sentencing and Policy Advisory Commission's *Structured Sentencing Statistical Report for Felonies and Misdemeanors* and all other publications, see the Commission's website: [www.ncspac.org](http://www.ncspac.org).